

SML Installation Information

⚠ IMPORTANT ⚠

Please read these instructions carefully to assure correct installation. This equipment must be installed only by a licensed electrician who is experienced with combustion safeguard control systems and understands the functions of interlocking switches, such as gas pressure switches. Prior to being put into operation in conjunction with the combustion safeguard systems, all switches should be tested for proper range setting and proper wiring. Check piping connections and switch house for leaks with a soap bubble test. All exhaust fans and blowers should be inspected and checked for proper rotation prior to starting up.

SML Switches

You are installing one of the finest switches of its type on the market. You will find this switch has many superior features that ensure dependable, accurate, long life operation. This switch is highly sensitive and fully approved. It is UL and CSA listed and has FM approval (optional).

Specifications

Electrical Ratings: 10A @ 125 VAC, 8A @ 250 VAC, 7A @ 277 VAC, 1/8 HP @ 125 VAC, 1/4 HP @ 250 VAC Pilot Duty, 125 VA @ 125/277 VAC

Max. Surge Pressure: 20" W.C.

Max. Ambient Operating Temperature: 170°F (77°C)

Min. Ambient Operating Temperature: -40°F (-40°C)

Shipping Weight: 1 lbs. (.45 kg)

Optional Fittings:

1/4" Barb

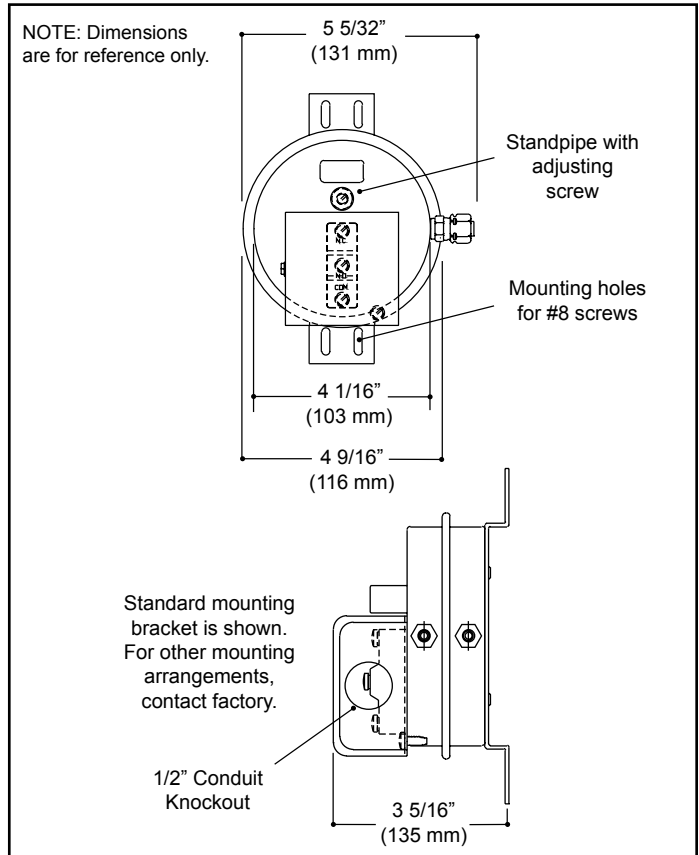
1/4" Tube

1/4" Compression

Option: Neon Light Indicator

NOTE: Location of fittings and types of fittings may vary from unit to unit.

Dimensions



Installation

Models may be mounted in the horizontal or vertical position. All switches are tested at the factory in a vertical position. Mounting diaphragm in vertical position is the preferred method.

If mounting in horizontal position, the micro switch must be on top. When mounted in this position, the minimum sensitivity may be higher than that specified.

Range Adjustment

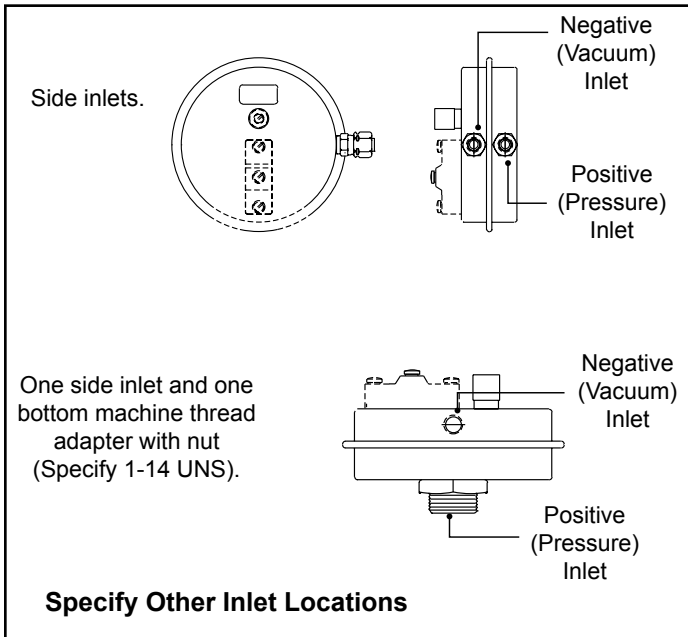
All settings are made with the diaphragm in a vertical position. The switch is shipped with the adjustment at minimum .05" W. C.

To adjust, turn adjusting screw with screwdriver. To increase pressure setting, turn adjustment screw in a clockwise direction. To decrease pressure setting, turn adjusting screw up in a counterclockwise direction.

If adjusting screw is removed, apply a non-hardening pipe compound to the threads before replacing. Check for leaks with a soap bubble test using maximum 20" W.C.

SML Installation Information

Standard Inlet Locations (1/8" NPT without fittings)

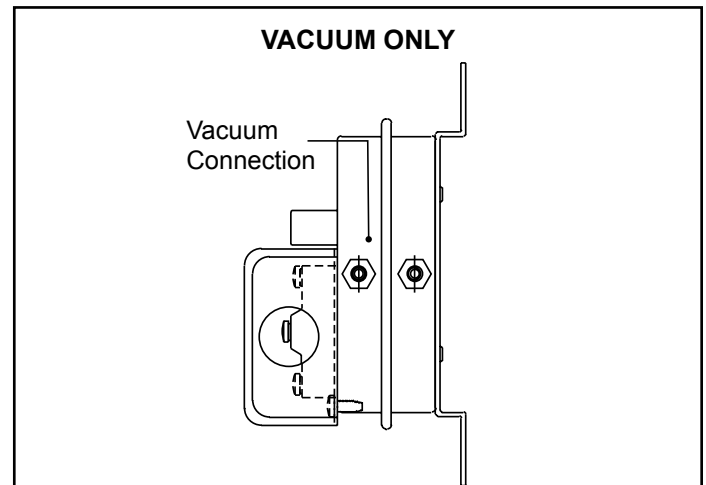
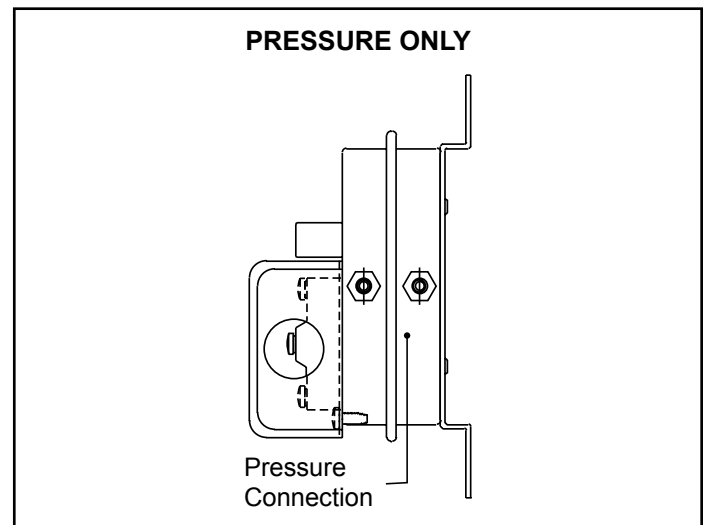
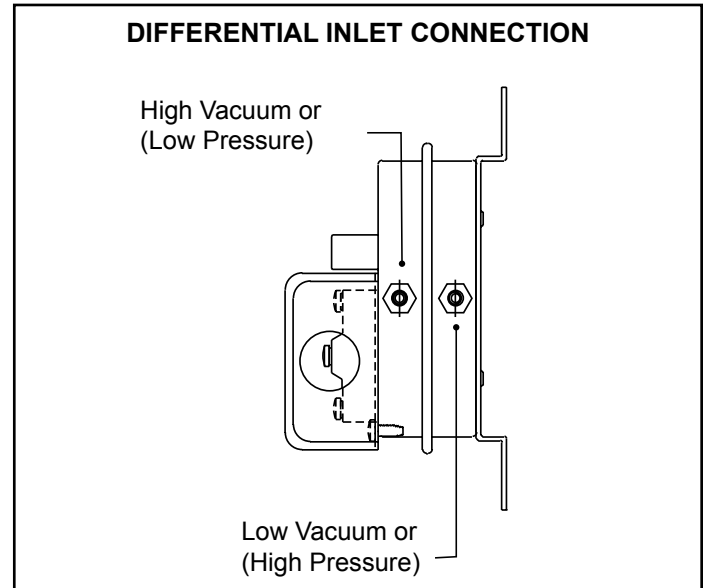


Air Connections

Tubing recommended as minimums: 1/4" copper or aluminum tubing, or 1/8" pipe. All tubing and pipe must be clean and free from oil, dirt, and chips. If piping runs over five feet long, use a larger size tubing or pipe, and reduce size at switch.

Air Supply

Should be connected as shown in the drawings below. Always leave unused ports open to the atmosphere.



SML Installation Information

Warranty

1. Crossroads Industrial Services products are guaranteed to be free from mechanical and electrical defects for a period of one year from date of shipment under normal use and service provided installation is made in accordance with manufacturers' recommendations.
2. Parts deemed defective shall be repaired or replaced at manufacturers option and at manufacturers expense but shall not include foreign or federal excise taxes, state or municipal sale or use taxes, all such taxes not limited to the foregoing being responsibility of the purchaser.
3. No charge for travel and/or mileage will be allowed to purchaser.
4. Crossroads Industrial Services reserves the right to make changes in design or make any improvements on any products. The right is always reserved to modify our equipment because of new technology, underwriter's requirements and/or government regulations.
5. The following are not covered under warranty:
 - a. Failure from neglect, abuse, careless handling and mis-application of unit.
 - b. Failure to observe guidelines for installation or improper voltage hook-up.
 - c. Failure caused by improper maintenance.
 - d. Unless specifically allowed by Crossroads Industrial Services, no other charges may be included under warranty.

Limitation of Liability: If it is understood and agreed that seller's liability whether in contract, in tort, under any warranty, in negligence or otherwise, shall not exceed the return of the amount of the purchase price paid by purchaser and under no circumstances shall seller be liable for special, indirect or consequential damages. The price stated for the equipment is a consideration in limiting seller's liability. No action, regardless of form, arising out of the transactions may be brought by purchaser more than one year after the cause of action has accrued.



a division of Crossroads Industrial Services
8302 East 33rd Street, Indianapolis, IN 46226
p/ 317.899.7392 • w/ crossroadsindustrialservices.com
e/ customersupport@crossroadsindustrialservices.com